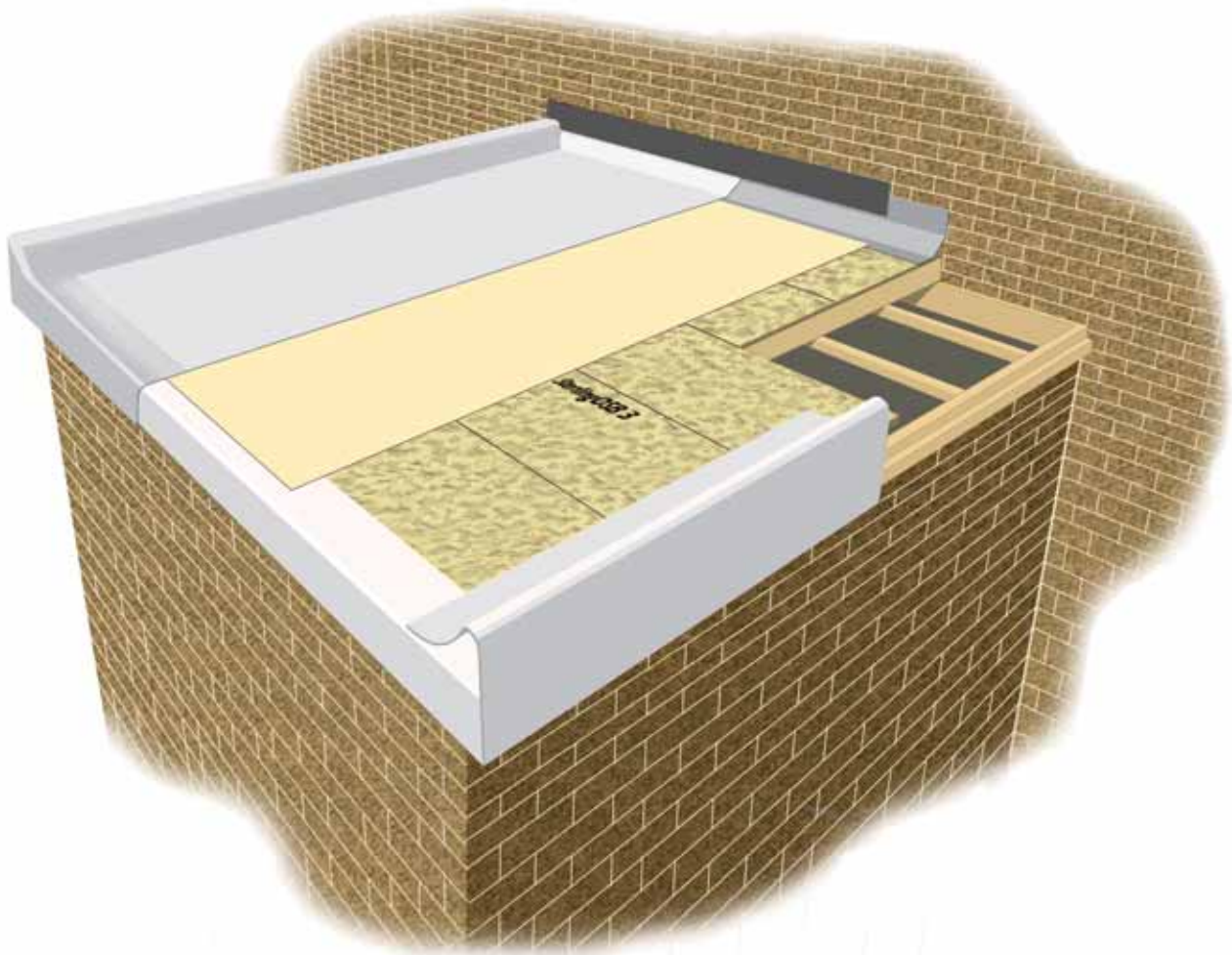


TUFF STUFF

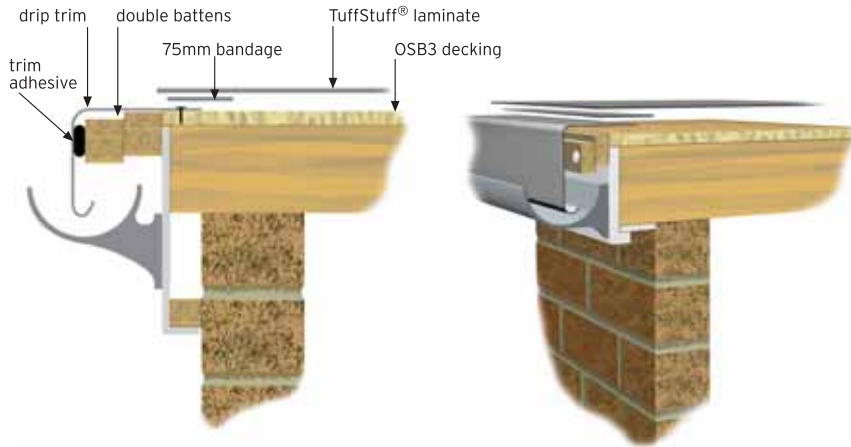
THE GRP FLAT ROOFING SYSTEM



PREFORMED GRP TRIMS

DRIP EDGE TRIMS

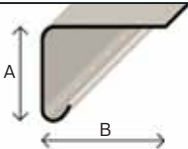
DESCRIPTION



Trim fitted to lower edge of roof to guide rainwater into gutter

All 3metres long

3 sizes - small, standard and deep

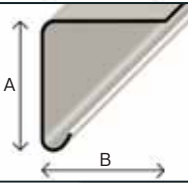


TUFFSTUFF® PRODUCT CODE TST05

SMALL DRIP TRIM A170

Dim 'A' 65mm

Dim 'B' 90mm

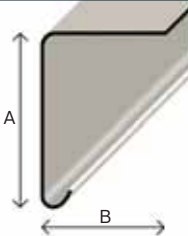


TUFFSTUFF® PRODUCT CODE TST06

STANDARD DRIP TRIM A200

Dim 'A' 90mm

Dim 'B' 90mm



TUFFSTUFF® PRODUCT CODE TST07

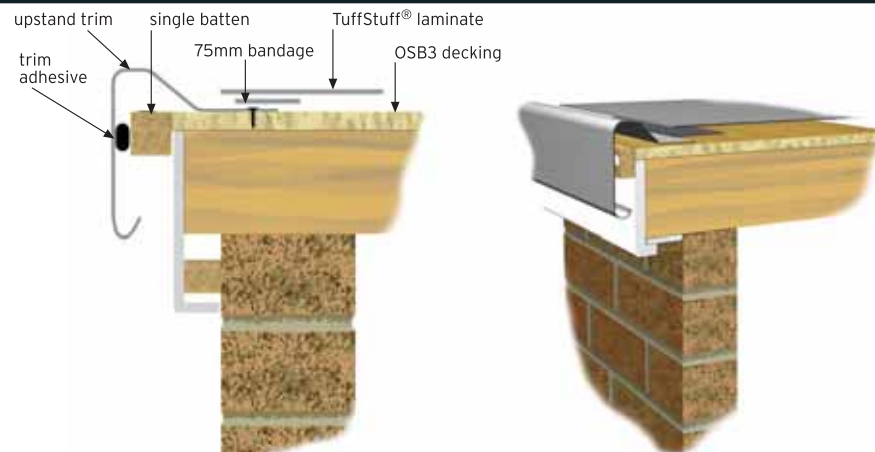
DEEP DRIP TRIM A250

Dim 'A' 145mm

Dim 'B' 90mm

UPSTAND (RAISED EDGE) TRIMS

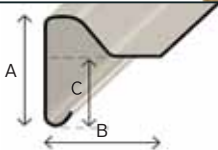
DESCRIPTION



Trims fitted on perimeter of roof (non draining edges) to overlap fascia

All 3metres long

3 sizes - standard, deep and extra deep



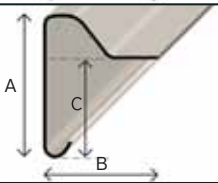
TUFFSTUFF® PRODUCT CODE TST08

STANDARD UPSTAND TRIM (RAISED EDGE) B230

Dim 'A' 105mm

Dim 'B' 110mm

Dim 'C' 75mm



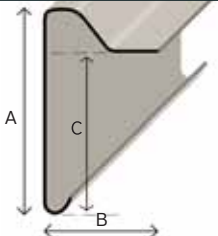
TUFFSTUFF® PRODUCT CODE TST09

DEEP UPSTAND TRIM (RAISED EDGE) B260

Dim 'A' 125mm

Dim 'B' 110mm

Dim 'C' 95mm



TUFFSTUFF® PRODUCT CODE TST10

EXTRA DEEP UPSTAND TRIM (RAISED EDGE) B300


Dim 'A' 175mm

Dim 'B' 110mm

Dim 'C' 145mm

ANGLE FILLET TRIMS

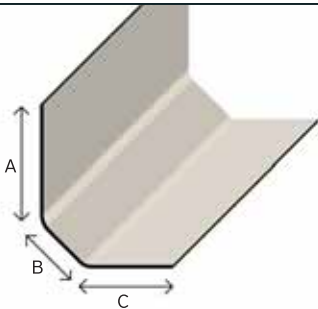
DESCRIPTION



To be used at junction of roof and wall, in conjunction with C100/C150 Flashing Trims

All 3metres long

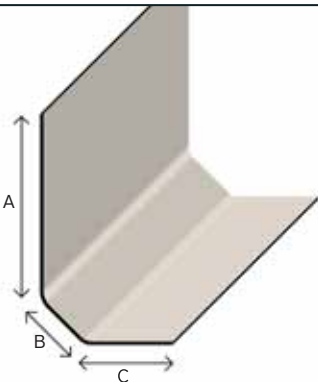
2 variants - standard and long leg



TUFFSTUFF® PRODUCT CODE TST17

STANDARD ANGLE FILLET TRIM (WALL FILLET) D260

Dim 'A' 115mm
Dim 'B' 60mm
Dim 'C' 75mm



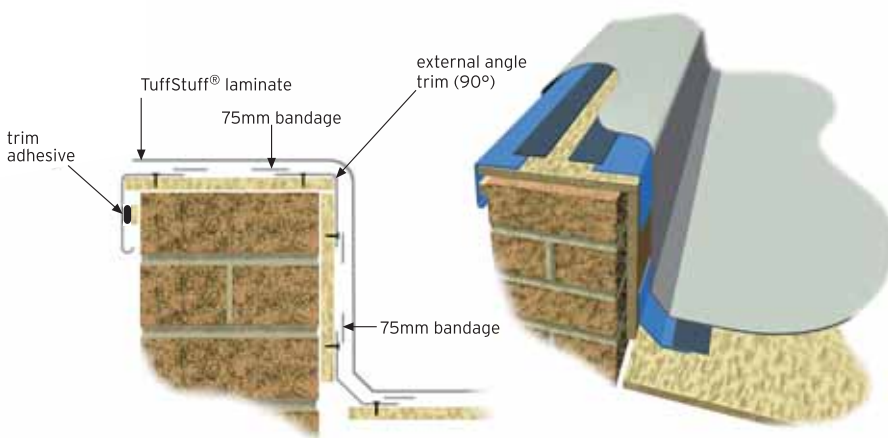
TUFFSTUFF® PRODUCT CODE TST18

LONG LEG ANGLE FILLET TRIM (WALL FILLET) D300

Dim 'A' 185mm
Dim 'B' 60mm
Dim 'C' 80mm

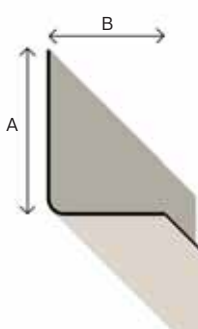
EXTERNAL ANGLE TRIM (90°)

DESCRIPTION



Used to trim a right angled corner

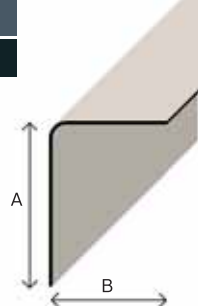
3 metres long



TUFFSTUFF® PRODUCT CODE TST25

INTERNAL ANGLE TRIM AT195INT

Dim 'A' 90mm
Dim 'B' 90mm
Inside face accepts laminate




TUFFSTUFF® PRODUCT CODE TST26

EXTERNAL ANGLE TRIM AT195EXT

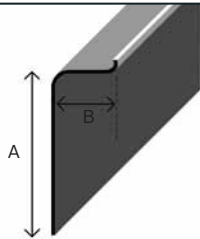
Dim 'A' 90mm
Dim 'B' 90mm
Outside face accepts laminate

SIMULATED LEAD FLASHING TRIM

DESCRIPTION



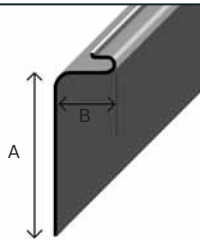
Trim fitted into wall to seal roof at junction of roof and wall, usually fitted over D260/300 Angle Fillet
 All 3metres long
 6 variants - C100 most commonly used



TUFFSTUFF® PRODUCT CODE TST11

STANDARD SIMULATED LEAD FLASHING C100

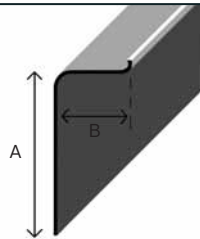
Dim 'A' 100mm
 Dim 'B' 30mm



TUFFSTUFF® PRODUCT CODE TST12

SIMULATED LEAD FLASHING & MOISTURE TRAP C100MT

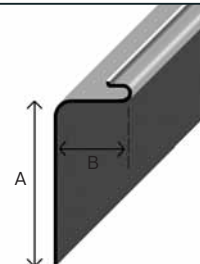
Dim 'A' 100mm
 Dim 'B' 35mm



TUFFSTUFF® PRODUCT CODE TST13

SIMULATED LEAD FLASHING + EXTRA PENETRATION C100L

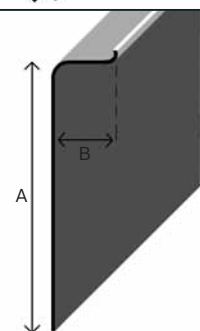
Dim 'A' 100mm
 Dim 'B' 50mm



TUFFSTUFF® PRODUCT CODE TST14

SIMULATED LEAD FLASHING & MOISTURE TRAP + EXTRA PENETRATION C100LMT

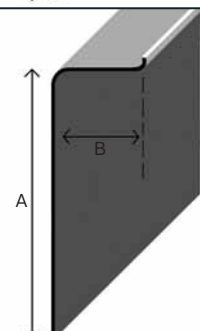
Dim 'A' 100mm
 Dim 'B' 55mm



TUFFSTUFF® PRODUCT CODE TST15

LONG LEG SIMULATED LEAD FLASHING C150

Dim 'A' 150mm
 Dim 'B' 40mm



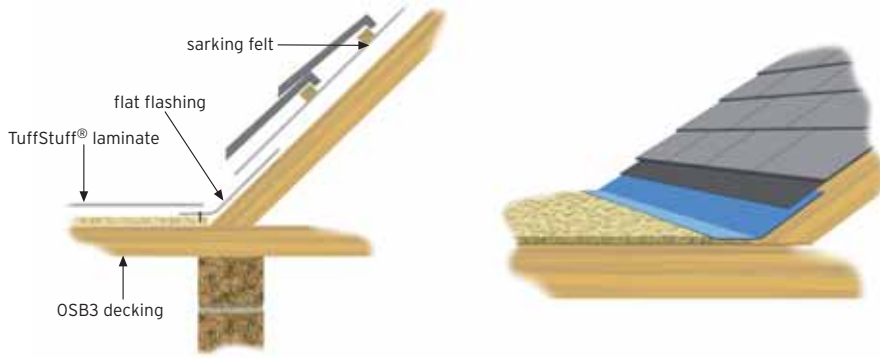
TUFFSTUFF® PRODUCT CODE TST16

LONG LEG SIMULATED LEAD FLASHING + EXTRA PENETRATION C150L

Dim 'A' 150mm
 Dim 'B' 50mm

FLAT FLASHING ON A ROLL


DESCRIPTION



To be used where a flat roof meets a pitched roof

All 20metres long


3 widths - 300mm, 600mm and 900mm



TUFFSTUFF® PRODUCT CODE TST21

FLAT FLASHING (ON A ROLL) F300


Dim 'A' 300mm



TUFFSTUFF® PRODUCT CODE TST22

FLAT FLASHING (ON A ROLL) F600

Dim 'A' 600mm



TUFFSTUFF® PRODUCT CODE TST23

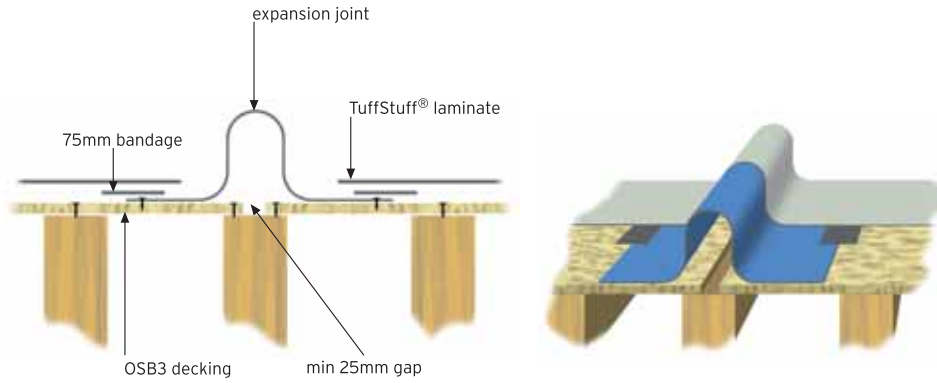
FLAT FLASHING (ON A ROLL) F900

Dim 'A' 900mm



EXPANSION JOINT (RAISED RIDGE ROLL) + END CLOSURE

DESCRIPTION



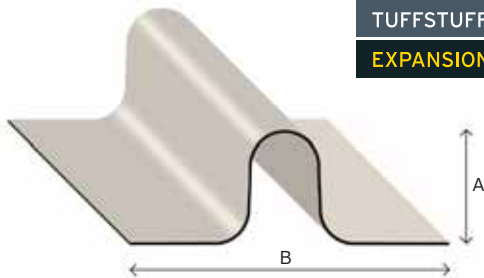
Used to form an expansion joint on roof over 50 Sqm

Also used on a ridge connecting two sloping roofs

All 3 metres long

TUFFSTUFF® PRODUCT CODE TST20

EXPANSION JOINT/RIDGE ROLL E280




Dim 'A' 65mm

Dim 'B' 185mm

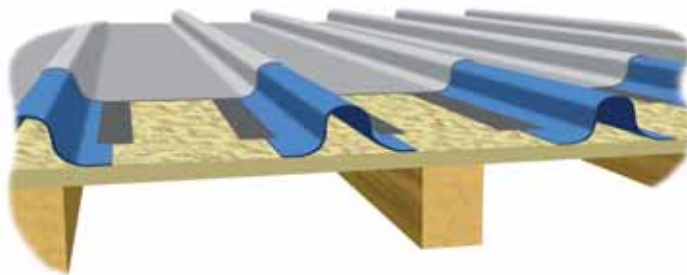
TUFFSTUFF® PRODUCT CODE TST34

EXPANSION JOINT CLOSURE C5



SIMULATED LEAD ROLL AND END CLOSER

DESCRIPTION



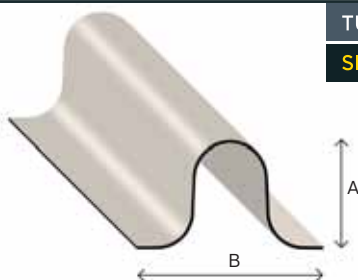
Used to simulate lead rolls on flat decking

Mechanically fixed through flanges and spaced at appropriate intervals before over laminating

C6 End Closure available

TUFFSTUFF® PRODUCT CODE TST19

SIMULATED LEAD ROLL E35/40



Dim 'A' 40mm

Dim 'B' 75mm

TUFFSTUFF® PRODUCT CODE TST35



LEAD ROLL END CLOSURE C6



PRE-MOULDED CORNER RANGE

DESCRIPTION

Many corners can be moulded using reinforcing mat and resin, these moulded items provide a quick, pre-made alternative



TUFFSTUFF® PRODUCT CODE TST27

UNIVERSAL EXTERNAL CORNER C1



TUFFSTUFF® PRODUCT CODE TST29

ANGLE FILLET TO TRIM C2L

Left handed



TUFFSTUFF® PRODUCT CODE TST30

ANGLE FILLET TO TRIM C2R

Right handed



TUFFSTUFF® PRODUCT CODE TST31

ANGLE FILLET TO ANGLE FILLET INTERNAL CORNER C3INT



TUFFSTUFF® PRODUCT CODE TST32

ANGLE FILLET TO ANGLE FILLET EXTERNAL CORNER C3EXT



TUFFSTUFF® PRODUCT CODE TST33

UNIVERSAL INTERNAL CORNER C4



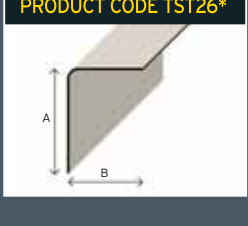
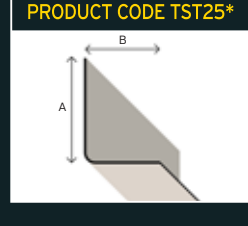
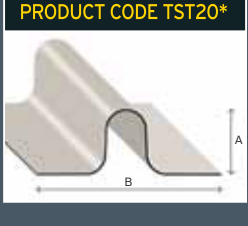
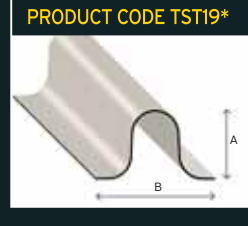
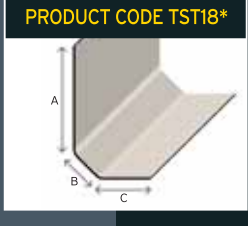
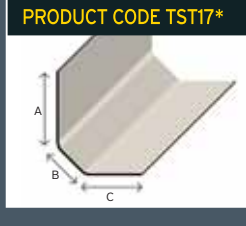
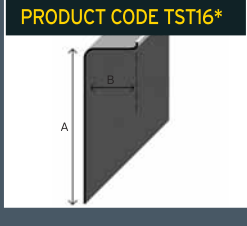
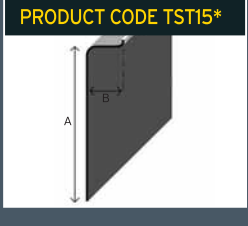
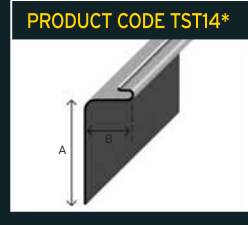
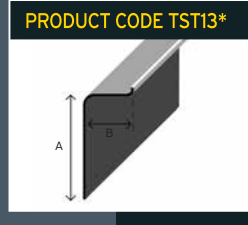
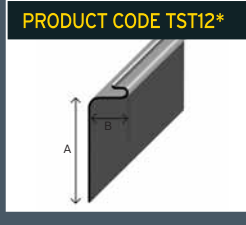
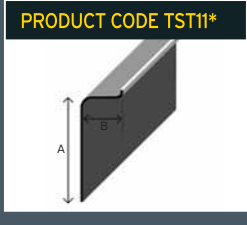
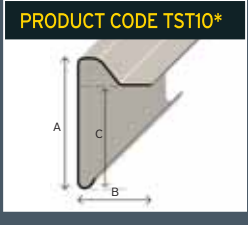
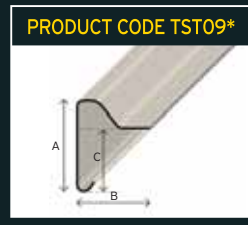
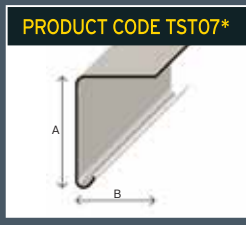
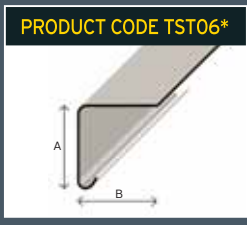
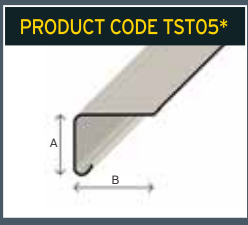
TUFFSTUFF® PRODUCT CODE TST36

SIMULATED LEAD FLASHING INTERNAL CORNER C7INT



TUFFSTUFF® PRODUCT CODE TST37

SIMULATED LEAD FLASHING EXTERNAL CORNER C7EXT



©Tuff Waterproofing Ltd 2015

*see inside for dimensions

